



US007209732B2

(12) **United States Patent**
Nejah et al.

(10) **Patent No.:** **US 7,209,732 B2**
(45) **Date of Patent:** **Apr. 24, 2007**

(54) **AUDIO SCRAMBLER AND RECORDER FOR CELLULAR TELEPHONES**

6,782,102 B2 * 8/2004 Blanchard et al. 380/270
2003/0061493 A1 * 3/2003 Angelo et al. 713/189
2005/0245234 A1 * 11/2005 Stopek 455/411

(75) Inventors: **Allen Nejah**, San Jose, CA (US);
Armand Gambera, Los Altos, CA (US)

OTHER PUBLICATIONS

(73) Assignee: **SunMan Engineering, Inc.**, San Jose, CA (US)

"Cordless Telephone Scrambler FX128," CML Semiconductor Products Data Sheet, D/128/1 Oct. 1997, pp. 1-10.

(*) Notice: Subject to any disclaimer, the term of this patent is extended or adjusted under 35 U.S.C. 154(b) by 37 days.

* cited by examiner

(21) Appl. No.: **11/044,113**

Primary Examiner—George Eng

Assistant Examiner—Sam Bhattacharya

(22) Filed: **Jan. 26, 2005**

(74) *Attorney, Agent, or Firm*—Patent Law Group LLP; David C. Hsia

(65) **Prior Publication Data**

(57) **ABSTRACT**

US 2006/0165234 A1 Jul. 27, 2006

(51) **Int. Cl.**
H04L 9/00 (2006.01)

(52) **U.S. Cl.** **455/411**; 380/270; 380/247

(58) **Field of Classification Search** 455/410, 455/411, 412.1, 414.1, 423, 550.1; 380/52, 380/6, 8, 9, 33, 49, 270, 250, 247

See application file for complete search history.

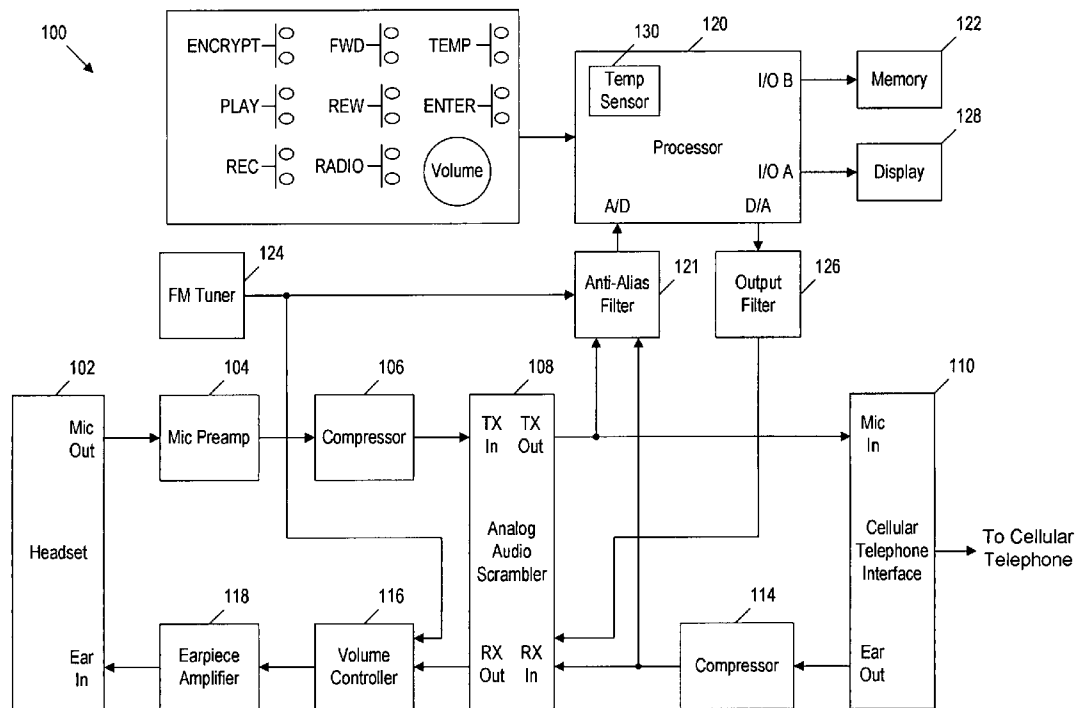
A security device for a cellular telephone includes a cellular telephone interface for coupling the device to the cellular telephone, a microphone, a speaker, and an analog scrambler coupling the microphone and the speaker to the cellular telephone interface. The scrambler is able to scramble voice audio from the speaker and unscramble voice audio from the cellular telephone. The device may further include a radio tuner for providing radio audio to the user through the speaker, and a recorder for recording the voice and the radio audios.

(56) **References Cited**

U.S. PATENT DOCUMENTS

5,787,180 A * 7/1998 Hall et al. 380/52

10 Claims, 1 Drawing Sheet



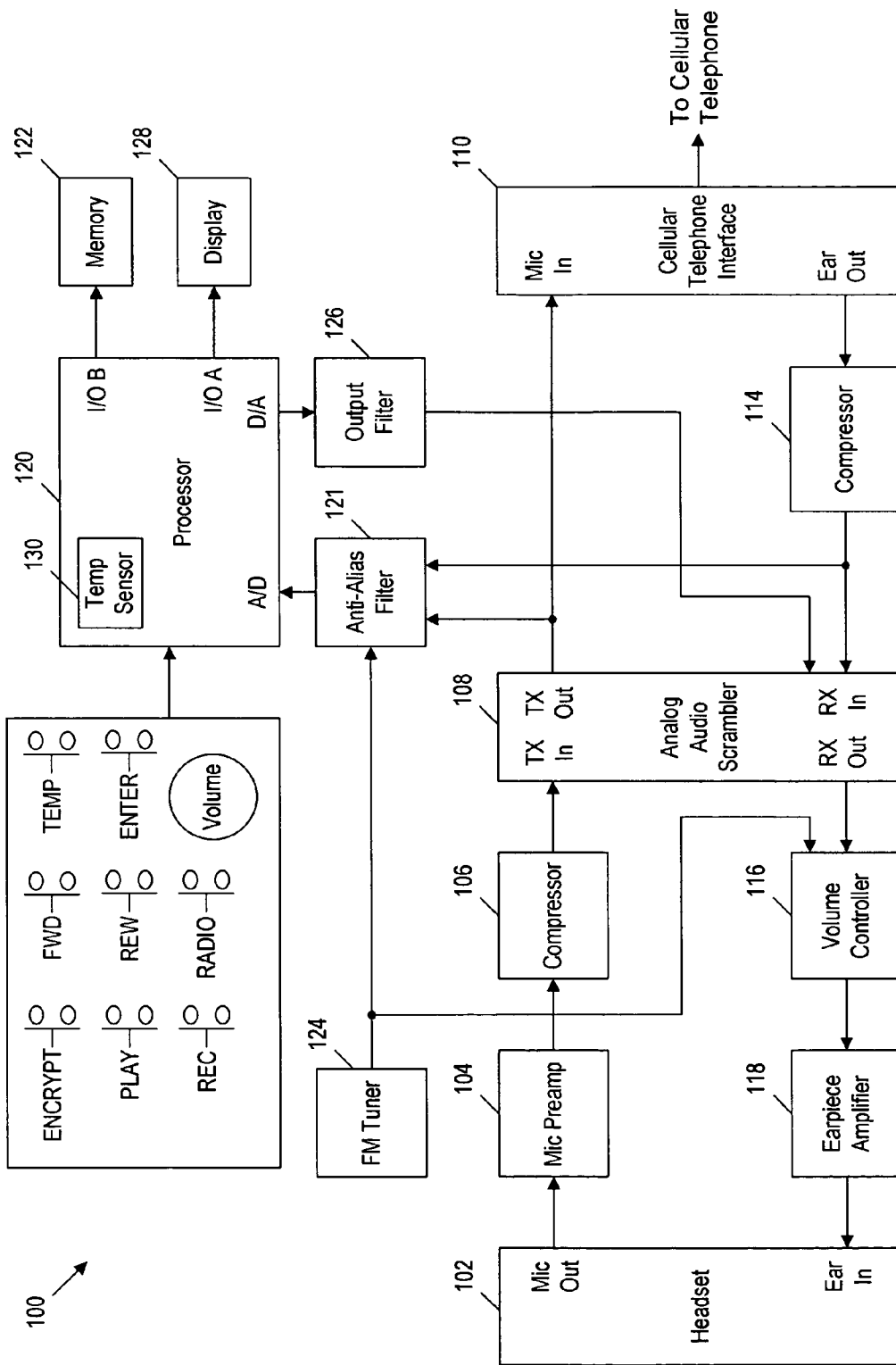


Fig. 1

AUDIO SCRAMBLER AND RECORDER FOR CELLULAR TELEPHONES

FIELD OF INVENTION

This invention relates to a security device for cellular telephones, specifically to an audio scrambler for cellular telephones.

DESCRIPTION OF RELATED ART

Analog cellular telephones are vulnerable to eavesdropping. The radio signals they transmit can be monitored using readily available radio receivers, commonly called scanners. Although digital cell phone transmissions are digitally scrambled for better protection, eavesdroppers with the right equipment may be able to unscramble them. Furthermore, the encryption is often only used to protect the call while it is in the air between the base station and the cellular telephone. During its route through the telephone network (which may again include wireless links), the call is not protected by encryption.

Thus, what is needed is a device that provides additional security to cellular telephones.

BRIEF DESCRIPTION OF THE DRAWINGS

FIG. 1 is a block diagram of a security device for cellular telephones in one embodiment of the invention.

Use of the same reference numbers in different figures indicates similar or identical elements.

SUMMARY

In one embodiment of the invention, a security device for a cellular telephone includes a cellular telephone interface for coupling the device to the cellular telephone, a microphone, a speaker, and an analog scrambler coupling the microphone and the speaker to the cellular telephone interface. The analog scrambler is able to scramble voice audio from the speaker and unscramble voice audio from the cellular telephone. The device may further include a radio tuner for providing radio audio to the user through the speaker, and a recorder for recording the voice and the radio audios.

DETAILED DESCRIPTION

FIG. 1 is a block diagram of a security device **100** for a cellular telephone in one embodiment of the invention. To enhance the security of a cellular telephone call between two users, each user has a device **100** plugged into his or her cellular telephone. Device **100** allows the two users to have a secure conversation by scrambling and unscrambling their voices in analog. Device **100** also allows the user to listen to radio, record voice and radio audios for playback, and measure ambient temperature.

Encryption Mode

To enhance the security of a cellular telephone call, a user presses an "ENCRYPT" button to put device **100** into an encryption mode. In response, a processor **120** enables an analog duplex scrambler **108** to scramble voice audio from the user to the cellular telephone, and to unscramble voice audio from the cellular telephone to the user. When processor **120** does not enable scrambler **108**, the voice audios merely pass through scrambler **108**. In one embodiment, processor **120** is an integrated circuit (IC) chip model number MSP430FG437 from Texas Instruments of Austin,

Tex. Processor **120** includes the random access memory (RAM) for storing data and a flash memory for storing the firmware that operate device **100**. Additional components of device **100** are now described in reference to a transmit (TX) path of voice audio from the user to the cellular telephone.

Device **100** may include a headset **102**. Alternatively, the user may provide his or her own headset **102**. Headset **102** includes a microphone and a speaker (e.g., an earpiece). The microphone converts the voice of the user into analog audio signals. The output of the microphone (labeled "Mic Out") is coupled to the input of a microphone preamplifier **104**.

Microphone preamplifier **104** conditions the audio signals received from the microphone by providing a gain and filtering out background noises. The output of preamplifier **104** is coupled to the input of a compressor **106**. In one embodiment, preamplifier **104** is an IC chip model number MAX9812 from Maxim of Sunnyvale, Calif. Compressor **106** compresses the dynamic range of the audio signals received from preamplifier **104**. The output of compressor **106** is coupled to the TX input of an analog scrambler **108** (labeled "TX In"). In one embodiment, compressor **106** is an IC chip model number SSM2167-1RM-R2 from Analog Devices of Norwood, Mass. Analog scrambler **108** scrambles the audio signals received from compressor **106**. The TX output of scrambler **108** (labeled "TX Out") is coupled to an input of a cellular phone interface **110** (labeled "Mic In"). In one embodiment, scrambler **108** is an IC chip model number FX128 from CML Microcircuits (USA) Inc. of Winston-Salem, N.C.

Cellular phone interface **110** is coupled to a headset interface of the cellular telephone (not shown). In one embodiment, interface **110** is an audio jack and the headset interface is an audio plug. Interface **110** passes the scrambled audio signal to the cellular telephone for transmission to the other party on the call.

Device **100** is now explained in reference to a receive (RX) path from the cellular telephone to the user. The headset jack of the cellular telephone passes scrambled audio signal from the other party on the call to interface **110**. The output of interface **110** (labeled "Ear Out") is coupled to the input of a compressor **114**.

Compressor **114** compresses the dynamic range of the audio signals received from interface **110** to match the dynamic range provided by compressor **106** in the TX path. The output of compressor **114** is coupled to the RX input of scrambler **108** (labeled "RX In"). In one embodiment, compressor **114** is of similar construction as compressor **106**.

Scrambler **108** unscrambles the scrambled audio received from compressor **114**. The RX output of scrambler **108** (labeled "RX Out") is coupled to a volume controller **116**.

Volume controller **116** adjusts the volume of the audio signals received from scrambler **108**. The user may use a "VOLUME" wheel to instruct processor **120** to adjust the volume, and processor **120** in turn instructs volume controller **116** to adjust the volume. The output of volume controller **116** is coupled to the input of an earpiece amplifier **118**. Earpiece amplifier **118** amplifies the audio signals received from volume controller **116** to drive the earpiece in headset **102**. The output of amplifier **118** is coupled to the input of the earpiece (labeled "Ear In"). In one embodiment, amplifier **118** is an IC chip model number MAX4165 from Maxim of Sunnyvale, Calif.

Even when encryption mode is not enabled, device **100** helps to improve voice quality in cellular telephone calls by filtering out the background noises, compressing the dynamic range, and otherwise conditioning the audio signals. For example, preamplifier **104**, compressor **106**, compressor **114**, filters **121** and **126** all help to improve cellular call quality.

Radio Mode

To listen to radio, the user presses a "RADIO" button to put device **100** into a radio mode. In response, processor **120** enables a radio tuner **124** to provide radio audio. The output of radio tuner **124** is coupled to the input of volume controller **116**. In one embodiment, radio tuner **124** is an IC chip model number TEA5767HL from Phillips of the Netherlands. Processor **120** may output the status of radio tuner **124** (e.g., the current frequency) through an input/output (I/O) interface A to a display **128**.

Similarly described above with the voice audio, the radio audio is passed from volume controller **116** to earpiece amplifier **118**, and then from earpiece amplifier **118** to the earpiece in headset **102**.

Recording Feature

Device **100** can record audios in the encryption and radio modes, and live audio received from the microphone (i.e., to function like a standard audio recorder). To record audio, the user presses a "RECORD" button. The components of device **100** involved in recording are now described.

The input of an anti-alias filter **121** is coupled to (1) the TX path at the TX output of scrambler **108** and (2) the RX path at the output of compressor **114**. The input of filter **121** is also coupled to the output of radio tuner **124**. Filter **121** removes false, low-frequency signals prior to analog-to-digital (A/D) conversion. The output of filter **121** is coupled to an "A/D" input of processor **120**. Processor **120** includes an A/D converter that converts the analog audio signals into digital audio data. Processor **120** writes the digital audio data through an I/O interface B into a memory **122**. In one embodiment, memory **122** is a SD (secure digital) memory card. As so configured, processor **120** can record voice audios from the TX and RX paths, radio audio from radio tuner **124**, or any other audio picked up by the microphone.

To playback audio, the user presses a "PLAY" button. The components of device **100** involved in playback are now described. Through I/O interface B, processor **120** reads digital audio data from memory **122**. Processor **120** includes a digital-to-analog (D/A) converter that converts the digital audio data to analog audio signals. The "D/A" output of processor **120** is coupled to the input of an output filter **126**.

Filter **126** filters the analog audio signals. Filter **126** is a low pass, data reconstruction filter. The output of filter **126** is coupled to the RX path at the RX input of scrambler **108**.

Similarly described above with live voice audio, the recorded audio is passed from scrambler **108** to volume controller **116**, from volume controller **116** to earpiece amplifier **118**, and from earpiece amplifier **118** to the earpiece in headset **102**. As so configured, processor **120** can playback recorded voice audios from the TX and RX paths, and recorded radio audio from tuner **124** to the user. Note that processor **120** may enable scrambler **108** to unscramble voice audio that have been recorded scrambled. Furthermore, the user can press "FWD" and "REW" buttons to instruct processor **120** to search through the recorded audios in memory **122**.

Temperature Sensing Feature

In one embodiment of the invention, processor **120** includes a temperature sensor **130**. When the user selects the "TEMP" mode, microprocessor **120** measures the ambient temperature through sensor **130** and outputs the temperature to display **128**.

Alarm Clock Feature

In one embodiment of the invention, processor **120** provides the current time on display **128**. The user can use the available buttons on device **100** to set an alarm. Processor **120** will provide audio and/or visual indications to the user at the set time.

Various other adaptations and combinations of features of the embodiments disclosed are within the scope of the invention. Numerous embodiments are encompassed by the following claims.

What is claimed is:

1. A security device for a cellular telephone, comprising:
 - a cellular telephone interface for coupling the device to the cellular telephone;
 - a analog scrambler coupling a microphone and a speaker to the cellular telephone interface, the analog scrambler being able to scramble a first voice audio from the speaker and unscramble a second voice audio from the cellular telephone, wherein (1) the first voice audio travels in a transmit path comprising the microphone, the analog scrambler, and the cellular telephone interface, and (2) the second voice audio travels in a receive path comprising the cellular telephone interface, the analog scrambler, and the speaker;
 - an audio recorder coupled to the transmit path and the receive path for recording and playing back the first and the second voice audios, the audio recorder comprising:
 - a memory;
 - a processor comprising:
 - an input coupled to the transmit path and the receive path between the analog scrambler and the cellular telephone interface for recording the first and the second voice audios in the memory; and
 - an output coupled to the receive path at the analog scrambler for playing back the first and the second voice audios from the memory.
2. The device of claim 1, wherein the cellular telephone interface comprises an audio plug.
3. The device of claim 1, further comprising:
 - a preamplifier coupled to the microphone;
 - a compressor coupled between the preamplifier and the analog scrambler, wherein the transmit path comprises the microphone, the preamplifier, the compressor, the analog scrambler, and the cellular telephone interface.
4. The device of claim 3, further comprising:
 - a compressor coupled between the cellular telephone interface and the analog scrambler;
 - a volume controller coupled to the analog scrambler; and
 - an amplifier coupled between the volume controller and the speaker, wherein the receive path comprises the cellular telephone interface, the compressor, the analog scrambler, the volume controller, the amplifier, and the speaker.
5. The device of claim 1, further comprising:
 - an anti-alias filter coupled between the processor and the transmit and the receive paths;
 - an output filter coupled between the processor and the receive path.
6. The device of claim 1, further comprising:
 - a temperature sensor coupled to the processor for detecting ambient temperature.
7. The device of claim 6, further comprising:
 - a display coupled to the processor for displaying the ambient temperature.
8. The device of claim 1, wherein the processor further comprises an alarm clock.
9. The device of claim 1, further comprising buttons for interfacing a user to the processor.
10. The device of claim 1, wherein the microphone and the speaker comprise a headset.

UNITED STATES PATENT AND TRADEMARK OFFICE
CERTIFICATE OF CORRECTION

PATENT NO. : 7,209,732 B2
APPLICATION NO. : 11/044113
DATED : April 24, 2007
INVENTOR(S) : Allen Nejah et al.

Page 1 of 1

It is certified that error appears in the above-identified patent and that said Letters Patent is hereby corrected as shown below:

Col. 4, line 7;
Claim 1, line 2, please delete "the device" and substitute therefore --the security device--.

Col. 4, line 9;
Claim 1, line 4, please delete "a analog" and substitute therefore --an analog--.

Col. 4, line 18;
Claim 1, line 13, please insert --and-- after the word "speaker;".


Col. 4, line 22;
Claim 1, line 17, please insert --and-- after the word "memory;".

Col. 4, line 34;
Claim 3, line 2, please insert --and-- after the word "microphone;".

Col. 4, line 50;
Claim 5, line 3, please insert --and-- after the word "paths;".

Signed and Sealed this

Ninth Day of June, 2009



JOHN DOLL
Acting Director of the United States Patent and Trademark Office